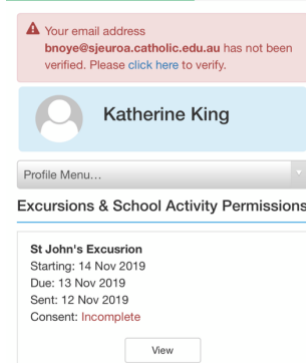
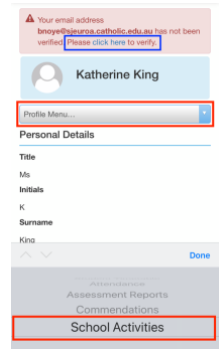
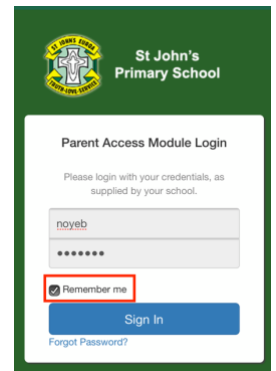





St John's Primary School Euroa

How to access School Activities via the Parent Access Module.

1. Make sure you have the St John's App installed on your device. It is available from both Android & Apple App Stores. Just search " St John's School Euroa "
2. Once installed, open the app and down the bottom tap on " Parent Access Module"
3. Use your account credentials, which if you do not know see the bottom of the page for details. Then tap on the remember me button. This sometimes requires us to login twice.
4. Once logged in, the first thing we need to do is verify an email address. If you do not see this red banner this could be because you have already verified the address or there is no email address there. To enter an email address tap on the three lines in the top right corner and then select " My Settings ".
5. Next tap on the "Profile Menu" and scroll to the bottom until you can select " School Activities ". You may need to also tap done.
6. Then find the new note and tap " Select ". This will then take you to the information and acceptance of an activity or excursion.



If you do not have access to a smart phone or the St John's School app please call the school on 5795 2937.

If you have any issues please email Brenton at pamsupport@sjeuroa.catholic.edu.au

St John's is a Child Safe School where all children are respected and protected from harm.

37 Anderson Street, Euroa. 3666
Phone: (03) 5795 2937 Fax: (03) 5795 1256
Principal: Mr. Paul Maher
Email: principal@sjeuroa.catholic.edu.au